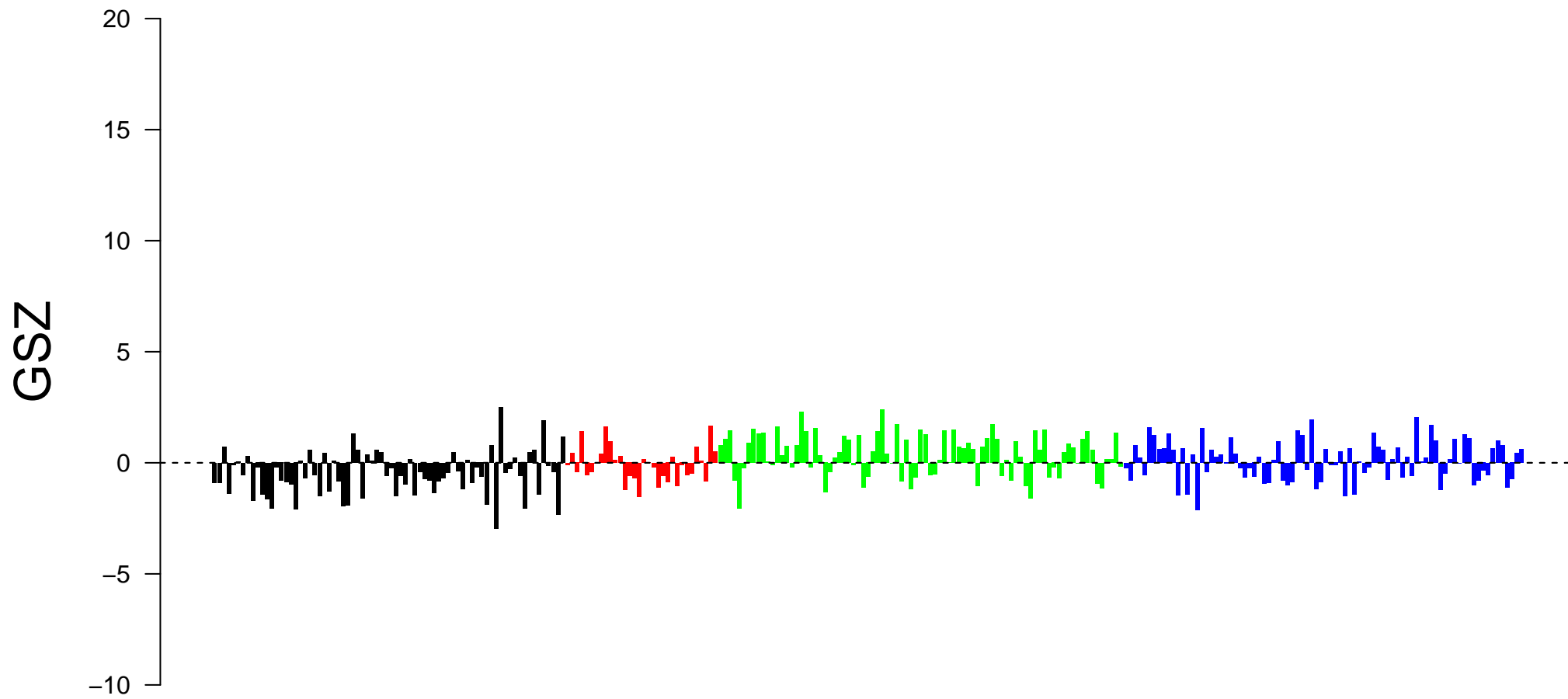
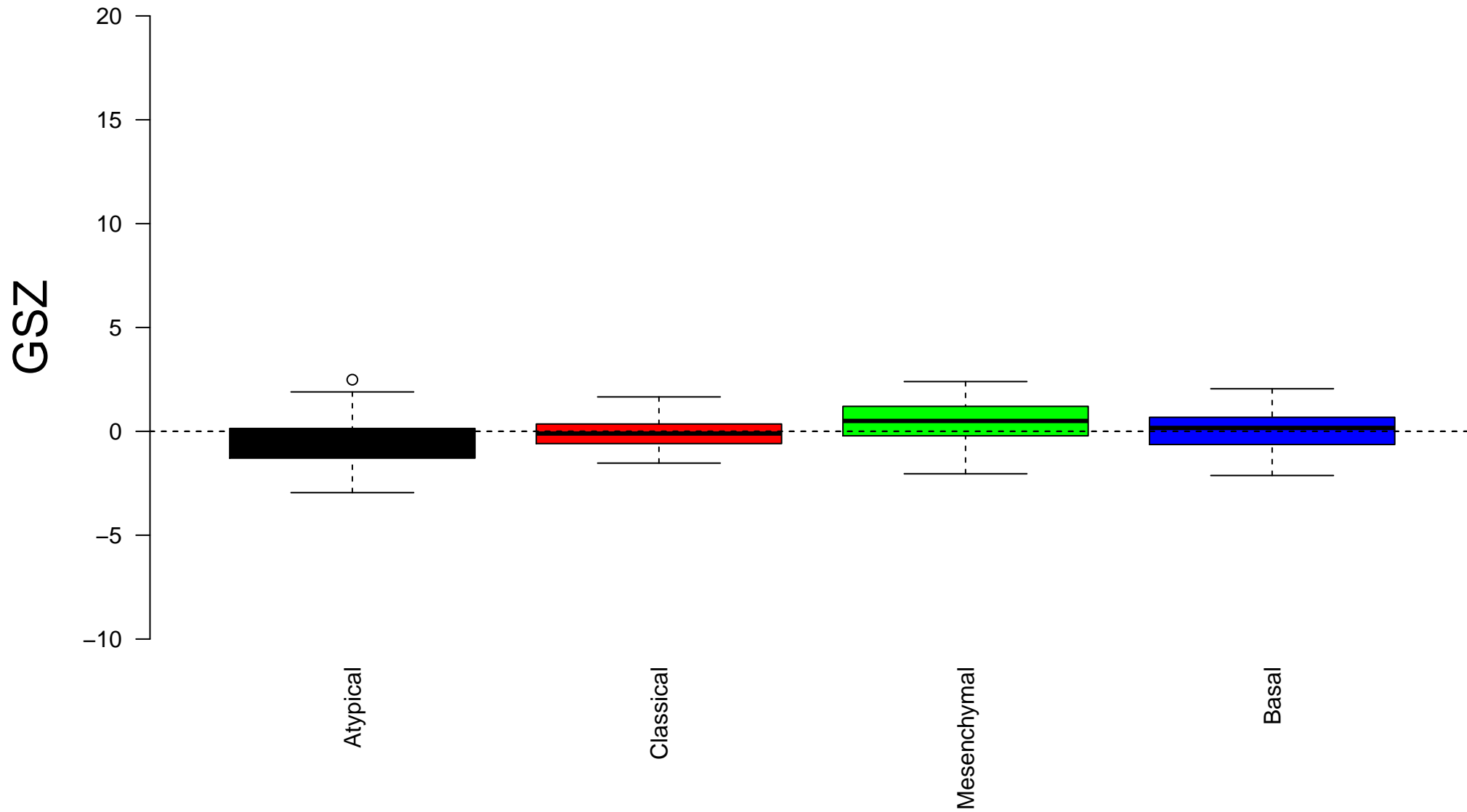


REACTOME_G_PROTEIN_ACTIVATION




REACTOME_G_PROTEIN_ACTIVATION




Enrichment in spots: REACTOME_G_PROTEIN_ACTIVATION




Expression of REACTOME_G_PROTEIN_ACTIVATION in Spot A




Expression of REACTOME_G_PROTEIN_ACTIVATION in Spot B




Expression of REACTOME_G_PROTEIN_ACTIVATION in Spot C




Expression of REACTOME_G_PROTEIN_ACTIVATION in Spot D




Expression of REACTOME_G_PROTEIN_ACTIVATION in Spot E




Expression of REACTOME_G_PROTEIN_ACTIVATION in Spot F




Expression of REACTOME_G_PROTEIN_ACTIVATION in Spot G




Expression of REACTOME_G_PROTEIN_ACTIVATION in Spot H




Expression of REACTOME_G_PROTEIN_ACTIVATION in Spot I



Expression of REACTOME_G_PROTEIN_ACTIVATION in Spot J



Expression of REACTOME_G_PROTEIN_ACTIVATION in Spot K



Expression of REACTOME_G_PROTEIN_ACTIVATION in Spot L

Δe

1.5

1.0

0.5

0.0

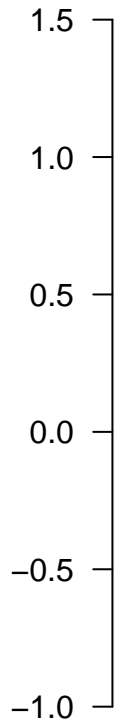
-0.5

-1.0




Expression of REACTOME_G_PROTEIN_ACTIVATION in Spot M


Δe




Expression of REACTOME_G_PROTEIN_ACTIVATION in Spot N




Expression of REACTOME_G_PROTEIN_ACTIVATION in Spot O



Expression of REACTOME_G_PROTEIN_ACTIVATION in Spot P



Expression of REACTOME_G_PROTEIN_ACTIVATION in Spot Q



Expression of REACTOME_G_PROTEIN_ACTIVATION in Spot R

Δe

1.5

1.0

0.5

0.0

-0.5

-1.0

